

SIVGE Z10 SERIES

Mobile Elevating Work Platforms



Product conform with below standards:

- 2006/42/EC Machinery Directive
- EN 280-2013+A1-2015
- EN ISO 12100: 2010
- EN 60204-1:2006+A1:2009+AC:2010
- EN ISO 13849-1:2015
- GB25949-2010
- JB/T12216-2015



HANGZHOU SIVGE MACHINERY CO.,LTD
ADD: NO 15 KANGXIAN ROAD, GONGSHU DISTRICT,
HANGZHOU, ZHEJIANG, CHINA
POST CODE: 310015 TEL: +86 571 88043728 88043711
FAX: +86 571 88043715 E-mail: info@sivge.com

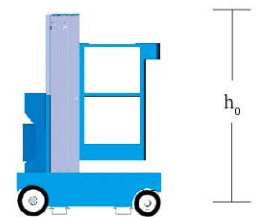
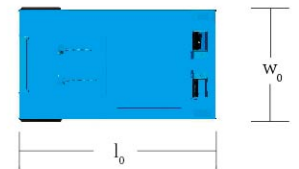
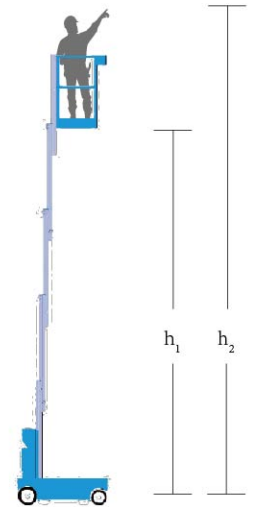
© www.sivge.com
© www.aerial-workplatform.com
sivge stock(833084)

Z10 Series Self-propelled Single Mast

STANDARD FEATURES:

- Drivable at full height
- Two drive speed
- One-hand proportional joystick
- Dual controls operation (platform and ground)
- Emergency stop buttons at both controls
- Emergency lowering system
- Smooth, solid and non-marking tires
- Battery charge indicator
- Tilt audible alarm
- Forklift pocket
- Maintenance-free battery

	Z1003	Z1005	Z1006
Model-code	GTWZ3-1003	GTWZ5-1005	GTWZ6-1006
Platform height(m)(l_1)	3	4.5	6
Working height(m)(l_2)	5	6.5	8
Capacity(kg)/occupants	160/1	136/1	136/1
Platform size(mm)	650*630	650*630	650*630
Stowed length(mm)(l_0)	1430	1430	1430
Stowed width(mm)(w_0)	800	800	800
Stowed height(mm)(h_0)	1990	1990	1990
Machine weight(kg)	540	690	830
Raise / lower speed	28sec/34sec	31sec/36sec	33sec/36sec
Max. allowed wind speed	12.5m/s		
Moving methods	Drivable when fully lifted		
Front wheel	Steering wheel 8inch		
Rear wheel	Driving wheel 8inch		
Climb ability	20%	15%	15%
Turning Radius Outside	1730mm		
Turning Radius Inside	0		
Brake type	Loss of power brake		
Ground clearance	80mm		
Travel speed(Stowed) (km/h)	2.4		
Travel speed (Lift) (km/h)	0.65		
Power supply	DC24V		
Power input (kw)	0.8		
Battery	12V/120Ah*2		
Hydraulic system capacity	5L oil capacity, system oil pressure is 10Mpa		



※ Optional: design service is available if the standard models cannot fulfill the needs.
□ Product specifications are subject to change without notice or obligation.